
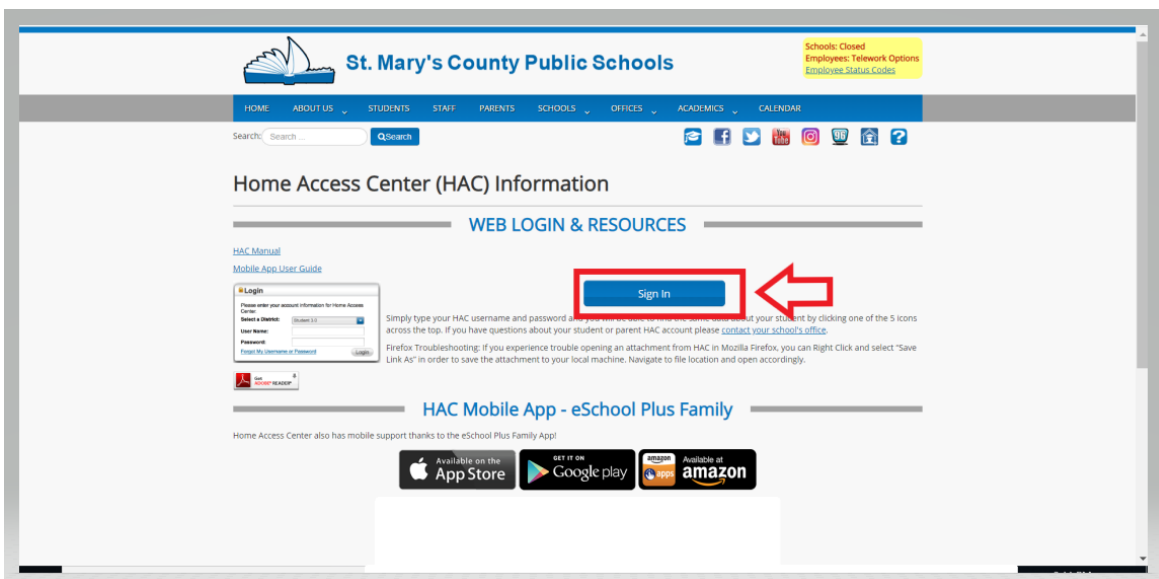


Accessing Report Cards from Home Access Center

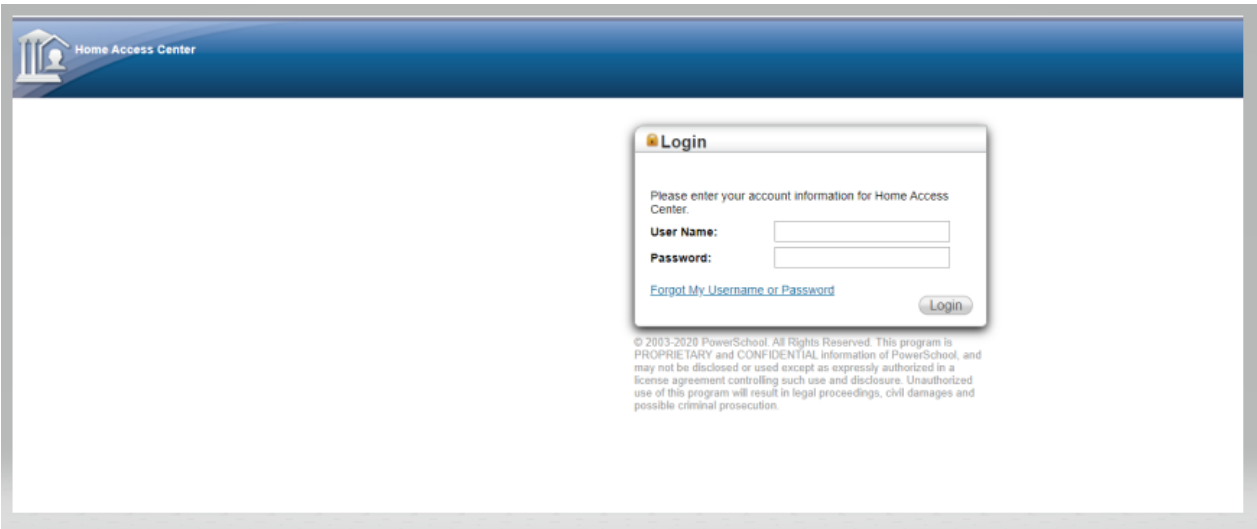
- Once on the PARENTS tab of the St. Mary's County Public Schools website, click the Home Access Center(HAC) link listed under GENERAL RESOURCES.



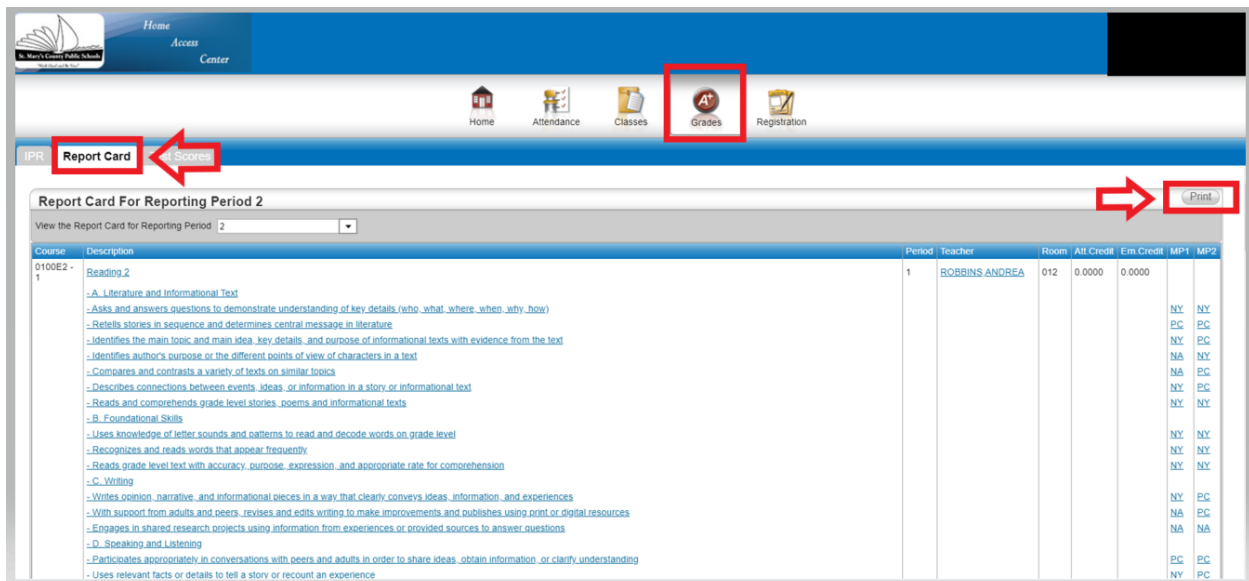
- Under WEB LOGIN & RESOURCES, click the Sign In button.



- You may also download the eSchoolPLUS Family app for your mobile device. HAC Manual and Mobile App User Guide link is on the upper left if you need assistance with either method you choose to use. The directions in this document are for the Web Based version only.
- Enter your account User Name and Password.**



- If you have not logged in recently and cannot remember your Username or Password, click the “Forgot My Username or Password” link. When you click the link, an email including a link to reset your password will be sent to the email address provided to the school district. When you click the link in the email, you will be prompted to answer your challenge questions. If you need further assistance, please contact your student’s school.
- Once logged on to Home Access Center, click the Grades icon. Next, click the Report Card tab. You should then see your report card for MP3. You may change to a different marking period by clicking the “View the Report Card for Reporting Period” dropdown.



- Print the Report Card by clicking the “Print” button on the far right.